




Reach for the Stars

Spring Term Home Learning



This term, our journey starts by exploring/finding out about our 'Mission', our rights and responsibilities in our community and 'Earth and Space'. Each week you should choose one activity to complete on Teams. The activities suggested below will last for this term - tick them off as you complete them. You can choose any activity you like - they do not have to be done in a particular order. Be as creative as you like with your learning. Remember to practise your spellings, reading and times tables daily.

Writing	<p><u>Stories with a dilemma</u></p> <p>Imagine you are lost in space, there are two planets to choose from. <i>What are the pros and cons of each planet? Which one do you choose and why?</i></p>	<p><u>Poetry</u></p> <p>Write a poem about the Alien who came to school.</p> <p>Create a rhyming word bank before you start.</p>	<p><u>Poster</u></p> <p>Create a recruitment poster for a space cadet to join NASA.</p>
Research	<p><u>Stephen Hawkins</u></p> <p>Research Stephen Hawking. <i>Why do we associate him with space?</i></p>	<p><u>Roller Coasters</u></p> <p>Research Roller Coasters. How do they work? Do they take a long time to build? What is the world's fastest, slowest, most famous?</p>	<p><u>Rocket reporter</u></p> <p>Write ten interview questions to find out if a space cadet has what it takes to go to outer space.</p>
Creative	<p><u>Space craft</u></p> <p>Create your very own space craft that you could travel to the furthestmost planets in.</p>	<p><u>Star Biscuits</u></p> <p>Make star shaped biscuits and colour them with out of this world icing designs.</p>	<p><u>NASA uniform</u></p> <p>Nasa wants you to create a new logo. Either design a t-shirt or draw your design on paper.</p>

Other Activities	<p>Cosmic</p> <p>Reading: Find another book where the character has a dilemma. What problems is the character facing?</p> <p>Write a different ending that has another way to solve the problem.</p>	<p>Instructions</p> <p>Reading: Research record breaking roller-coasters. Note down your fantastic facts.</p> <p>Writing: Pretend you are taking your sibling or friend to a theme park. Write a list of instructions to keep them safe.</p>	<p>Watercolour Planets</p>  <p>Research facts about each planet, then create an artistic representation of each planet using watercolours or any other resources you might have.</p>
	<p>The Globe theatre where Shakespeare's plays are/would be carried out, is a world-renowned building. Research other famous buildings such as:</p> <ul style="list-style-type: none"> ✓ The Eiffel Tower ✓ The Empire State Building ✓ Leaning Tower of Pisa <p>Draw your own masterpiece.</p>	<p>Reading: Research some space themed poems. Consider what you like about them, which ones stood out to you and why?</p> <p>Writing: Write your own space themed poem. Make sure to use clever adjectives and decorate it to make it out of this world.</p>	<p>Galaxy Art</p>  <p>Our galaxy is a huge one, with so many wonderful objects in it. Recreate the wonder of this enormous galaxy in a piece of art.</p>
RE Activities	<p><u>RE - Inspirational communities (LI) (office.com)</u></p> <p>1. Research other local charities, such as a hospice, charities supported by the parish, or a national charity that may have significance for someone in class or within the school, e.g. RNLI (Life boats), Caritas, CAFOD, NSPCC, RSPCA etc. Find out such information as:</p> <ul style="list-style-type: none"> - who was the inspiration for the group - who is involved - who do they help - how are they funded - how people can help - what reasons people have for wanting to help. <p>Present findings in a format of your choice (Power Point, poster, leaflet, Word document, etc).</p>	<p><u>RE - I understand how memories are kept alive (Explore) (office.com)</u></p>  <ul style="list-style-type: none"> • Research and create a fact file about how different outstanding memories are kept alive at home, in school, in the neighbourhood, in the country. • Look at some family photos and share with your family the memories you have about them. 	<p><u>The Eucharist is a Sacrifice (LF4) (office.com)</u></p> <p>Create a leaflet about the "The Mystery of Faith". Include relevant information about how Jesus's sacrifice is being kept alive through the celebration of the Eucharist and the meaning of this for Christians.</p>

Notes:

- ✚ Please login to Active Learn for the weekly Maths Home Learning tasks.
- ✚ Whole class readings: *Cosmic* by Frank Cottrell Boyce (weeks 1,2,3), *Instructions* texts (weeks 4, 5), *Macbeth* by Shakespeare (fiction, play and poetry - weeks 6-10) and *Explanations* texts (week 11);
- ✚ Guided reading books: *Wonder* by RJ Palacio and *How to be a Space Explorer*.
- ✚ Spellings: Year 5 (10 spellings a week practice).

Year 5

1. accompany
2. according
3. amateur
4. apparent
5. attached
6. average
7. awkward
8. bargain
9. category
10. communicate
11. competition
12. controversy
13. correspond
14. curiosity
15. definite
16. develop
17. dictionary
18. embarrass
19. equipment
20. especially
21. excellent
22. explanation
23. familiar
24. forty
25. guarantee
26. hindrance
27. immediate
28. immediately
29. interrupt
30. language
31. leisure
32. lightning
33. mischievous
34. necessary
35. nuisance
36. occur
37. parliament
38. physical
39. profession
40. queue
41. recommend
42. rhyme
43. rhythm
44. shoulder
45. stomach
46. suggest
47. symbol
48. system
49. twelfth
50. vegetable
51. vehicle
52. yacht

Times Tables

1 times table	
1 × 1 = 1	
2 × 1 = 2	
3 × 1 = 3	
4 × 1 = 4	
5 × 1 = 5	
6 × 1 = 6	
7 × 1 = 7	
8 × 1 = 8	
9 × 1 = 9	
10 × 1 = 10	
11 × 1 = 11	
12 × 1 = 12	

2 times table	
1 × 2 = 2	
2 × 2 = 4	
3 × 2 = 6	
4 × 2 = 8	
5 × 2 = 10	
6 × 2 = 12	
7 × 2 = 14	
8 × 2 = 16	
9 × 2 = 18	
10 × 2 = 20	
11 × 2 = 22	
12 × 2 = 24	

3 times table	
1 × 3 = 3	
2 × 3 = 6	
3 × 3 = 9	
4 × 3 = 12	
5 × 3 = 15	
6 × 3 = 18	
7 × 3 = 21	
8 × 3 = 24	
9 × 3 = 27	
10 × 3 = 30	
11 × 3 = 33	
12 × 3 = 36	

4 times table	
1 × 4 = 4	
2 × 4 = 8	
3 × 4 = 12	
4 × 4 = 16	
5 × 4 = 20	
6 × 4 = 24	
7 × 4 = 28	
8 × 4 = 32	
9 × 4 = 36	
10 × 4 = 40	
11 × 4 = 44	
12 × 4 = 48	

5 times table	
1 × 5 = 5	
2 × 5 = 10	
3 × 5 = 15	
4 × 5 = 20	
5 × 5 = 25	
6 × 5 = 30	
7 × 5 = 35	
8 × 5 = 40	
9 × 5 = 45	
10 × 5 = 50	
11 × 5 = 55	
12 × 5 = 60	

6 times table	
1 × 6 = 6	
2 × 6 = 12	
3 × 6 = 18	
4 × 6 = 24	
5 × 6 = 30	
6 × 6 = 36	
7 × 6 = 42	
8 × 6 = 48	
9 × 6 = 54	
10 × 6 = 60	
11 × 6 = 66	
12 × 6 = 72	

7 times table	
1 × 7 = 7	
2 × 7 = 14	
3 × 7 = 21	
4 × 7 = 28	
5 × 7 = 35	
6 × 7 = 42	
7 × 7 = 49	
8 × 7 = 56	
9 × 7 = 63	
10 × 7 = 70	
11 × 7 = 77	
12 × 7 = 84	

8 times table	
1 × 8 = 8	
2 × 8 = 16	
3 × 8 = 24	
4 × 8 = 32	
5 × 8 = 40	
6 × 8 = 48	
7 × 8 = 56	
8 × 8 = 64	
9 × 8 = 72	
10 × 8 = 80	
11 × 8 = 88	
12 × 8 = 96	

9 times table	
1 × 9 = 9	
2 × 9 = 18	
3 × 9 = 27	
4 × 9 = 36	
5 × 9 = 45	
6 × 9 = 54	
7 × 9 = 63	
8 × 9 = 72	
9 × 9 = 81	
10 × 9 = 90	
11 × 9 = 99	
12 × 9 = 108	

10 times table	
1 × 10 = 10	
2 × 10 = 20	
3 × 10 = 30	
4 × 10 = 40	
5 × 10 = 50	
6 × 10 = 60	
7 × 10 = 70	
8 × 10 = 80	
9 × 10 = 90	
10 × 10 = 100	
11 × 10 = 110	
12 × 10 = 120	

11 times table	
1 × 11 = 11	
2 × 11 = 22	
3 × 11 = 33	
4 × 11 = 44	
5 × 11 = 55	
6 × 11 = 66	
7 × 11 = 77	
8 × 11 = 88	
9 × 11 = 99	
10 × 11 = 110	
11 × 11 = 121	
12 × 11 = 132	

12 times table	
1 × 12 = 12	
2 × 12 = 24	
3 × 12 = 36	
4 × 12 = 48	
5 × 12 = 60	
6 × 12 = 72	
7 × 12 = 84	
8 × 12 = 96	
9 × 12 = 108	
10 × 12 = 120	
11 × 12 = 132	
12 × 12 = 144	

www.widdowsonlearning.co

A bookmark for your books

