









<i>Date spellings will be practised in class:</i>	<i>Spellings year 5/6 list:</i>	<i>No Nonsense Spelling:</i>	<i>Suggested way to practise (see spelling menu below):</i>
<i>21/04/2023</i>	accompany according amateur apparent attached	isle - aisle  affect - effect  who's - whose	1. ABC Order
<i>28/04/2023</i>	average awkward bargain category communicate	past - passed  cereal - serial  father - farther	2. Word Parts
<i>05/05/2023</i>	competition controversy correspond curiosity definite	profession prototype prosecute production proposition	3. Other Hand
<i>12/05/2023</i>	develop dictionary embarrass equipment especially	referee reflex revolution relevant reflection	4. Vowel Spotlight
<i>19/05/2023</i>	excellent explanation familiar forty guarantee	yesterday tomorrow earlier previously finally	5. Use Technology
<i>26/05/2023</i>	hindrance immediate immediately interrupt language	underneath everywhere somewhere nearby nowhere	6. Words within words

# SPELLING MENU

<b>1. ABC Order</b>  <p>Write all of your spelling words in alphabetical (ABC) order.</p>	<b>2. Word Parts</b> <p>Write your words. Then use a coloured pencil to divide the words into syllables. e.g. <u>jump</u>ing cater<u>pill</u>ar</p>	<b>3. Other Handed</b> <p>Write each word 5 times, switching the hand you write it with each time. Say the word as you spell it.</p>	<b>4. Vowel Spotlight</b> <p>Write your words using one colour for the vowels and another colour for the consonants. (vowels: a, e, i, o, u)</p>
<b>5. Use Technology</b> <p>Type out your spelling words on the computer. Try to use at least 4 different fonts.</p> 	<b>6. Pyramid Words</b> <p>s sp spe spel spell spelli spelling spelling (or make them boat shaped, star, smiley face, etc.)</p>	<b>7. "Ransom" Words</b> <p>"Write" your words by cutting letters out of a newspaper or magazine and gluing the letters on a piece of paper to spell your words.</p> 	<b>8. Rainbow Words</b> <p>Write your spelling words with coloured pencils. Make each letter a different colour.</p> 
<b>9. Scrambled Words</b> <p>Write your words. Then write them again with the letters mixed up. Can you unscramble them again the next day? e.g. watch - cwhta</p>	<b>10. Silly Sentences</b> <p>Write 3 or more sentences that use all your spelling words.</p> 	<b>11. Prefixes and Suffixes</b> <p>Underline the prefixes and suffixes in the words you are learning. Make sure you know what they mean. e.g. <u>im</u>portant happi<u>ness</u></p>	<b>12. Word Search</b> <p>Create your own word search with your spellings. Show the answers to your puzzle in a different colour.</p> 
<b>13. Flashcards</b> <p>Make and practice with flashcards. Put the word on one side and definition (meaning) on the other.</p> 	<b>14. Picture &amp; a Story</b> <p>Draw a picture defining each word. Write a sentence about your picture using the word.</p>	<b>15. Words without Vowels</b> <p>Write all of your words replacing vowels with a line. Go back and see if you can fill in the vowels. e.g. q--st--n = question</p>	<b>16. Train Words</b> <p>Write the entire list end-to-end as one long word. Write each new word in a different colour. e.g. <u>train</u><u>back</u><u>stop</u></p>
<b>17. Write a Story, Poem or Song with Words</b> <p>Write a story using all your spelling words. Underline the words you used.</p>	<b>18. Bubble Letters</b> <p>Write your spelling words out in bubble writing.</p> 	<b>19. Words Within Words</b> <p>Write each spelling word and then write at least 2 words made from that word. e.g. catch - cat, hat</p>	<b>20. Picture words</b> <p>Draw a picture and hide your spelling words in the picture.</p>